

ACCESSING YOUR DIGITAL BOOKSHELF

Follow the steps below to access all of your digital products from one, central location.



Go to link:
ozarks.ecampus.com



Click **LOGIN** button under
MY ACCOUNT.



Sign-in using:
Username: School Email (@ozarks.edu)
Password: Ozarks2019




Click More Details under the **DIGITAL PRODUCT** to reveal your access information. Follow the instructions you are prompted.

NOTE: After signing in, some browsers bounce back to your My Account Dashboard. If this happens, simply click the Digital Bookshelf link located at the top of the dashboard.


LOGINS

For these types of products you will need a username and password. Click More Details and then the Access button. You will automatically be taken to the publisher's website. Follow the publisher site's instructions and enter the username and password to activate your product.



Glencoe Biology, 1-year subscription
Course: High School-Science-Biology I

[More Info](#) 



Accounting Digital Courseware

Course: Intro to Accounting


[More Info](#) 

ACCESS CODES

Access codes allow for easy product registration. Click More Details and then the Register button. You will automatically be taken to the publisher's website. Follow the publisher site's instructions to enter your access code and activate your product.

PENDING


Pending indicates that an order is in the process of being filled. Once complete, your access code, eBook, or login information will be available.



Applied Physics
Digital Courseware
Course: AP Physics
Status: Pending

[More Info](#)

Pending



Business and Society Ethics, Sustainability and Stakeholder Management

ISBN: 9780538453165

Course: Intro to Business

[More Info](#)

Access 

VITALSOURCE EBOOKS

Click Access button to automatically open your eBook.

